


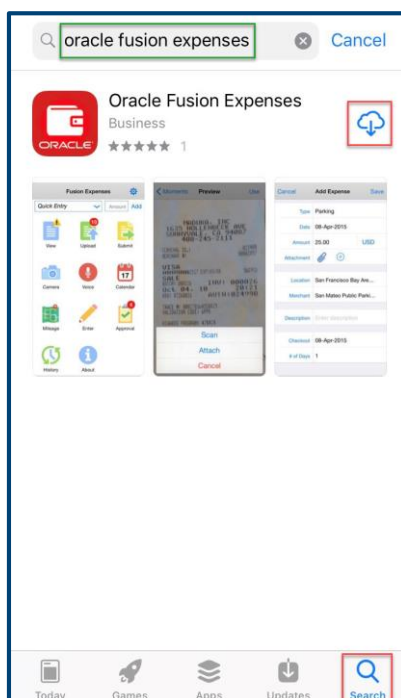
# Installing Oracle Fusion Expenses App – iPhone

**NOTE:** This handout outlines the instructions for downloading and installing the Oracle Fusion Expenses mobile application. The mobile application is used to empower campus members to quickly capture their expenses as they are incurred with minimal data entry. In addition, expense reports can be approved while on the go.

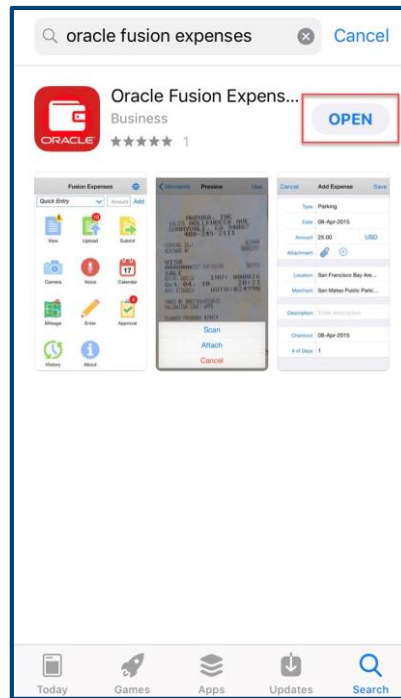
1. Launch **the App Store** application on your Apple device.



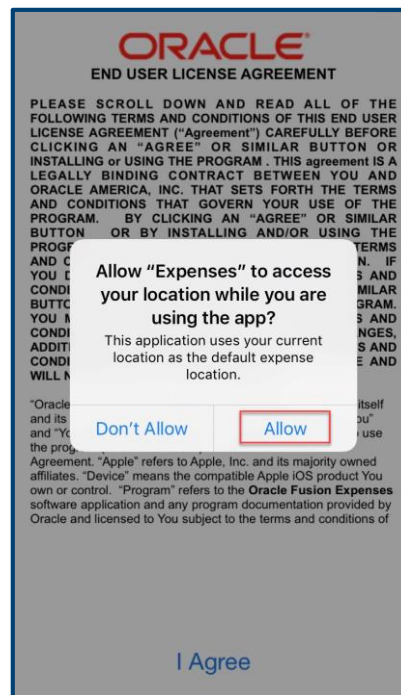
2. From the App Store, click on the **Magnifying Glass** icon to search and input 'oracle fusion expenses' in the search bar. Click the **Cloud Download** icon to install.



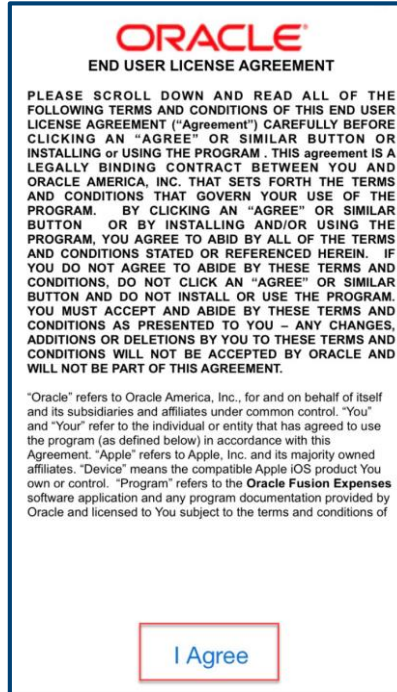
3. Once installation is complete, click **Open**



4. Allow "Expenses" to access your location while you are using the app, message will be displayed. Click **Allow**



5. Oracle End User License Agreement will be displayed. Scroll through to read and click **I Agree**



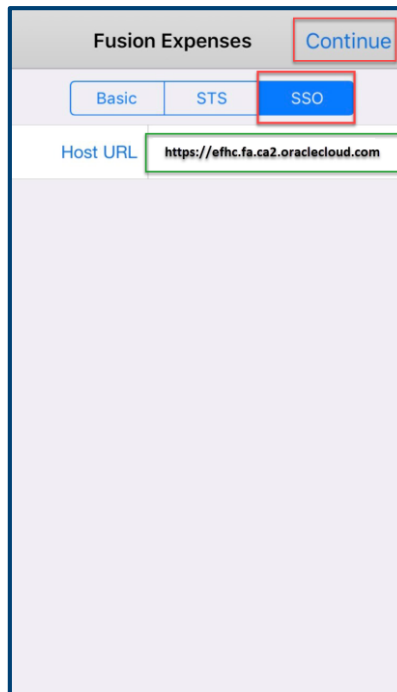
**ORACLE**  
END USER LICENSE AGREEMENT

PLEASE SCROLL DOWN AND READ ALL OF THE FOLLOWING TERMS AND CONDITIONS OF THIS END USER LICENSE AGREEMENT ("Agreement") CAREFULLY BEFORE CLICKING AN "AGREE" OR SIMILAR BUTTON OR INSTALLING or USING THE PROGRAM. THIS agreement IS A LEGALLY BINDING CONTRACT BETWEEN YOU AND ORACLE AMERICA, INC. THAT SETS FORTH THE TERMS AND CONDITIONS THAT GOVERN YOUR USE OF THE PROGRAM. BY CLICKING AN "AGREE" OR SIMILAR BUTTON OR BY INSTALLING AND/OR USING THE PROGRAM, YOU AGREE TO ABID BY ALL OF THE TERMS AND CONDITIONS STATED OR REFERENCED HEREIN. IF YOU DO NOT AGREE TO ABIDE BY THESE TERMS AND CONDITIONS, DO NOT CLICK AN "AGREE" OR SIMILAR BUTTON AND DO NOT INSTALL OR USE THE PROGRAM. YOU MUST ACCEPT AND ABIDE BY THESE TERMS AND CONDITIONS AS PRESENTED TO YOU – ANY CHANGES, ADDITIONS OR DELETIONS BY YOU TO THESE TERMS AND CONDITIONS WILL NOT BE ACCEPTED BY ORACLE AND WILL NOT BE PART OF THIS AGREEMENT.

"Oracle" refers to Oracle America, Inc., for and on behalf of itself and its subsidiaries and affiliates under common control. "You" and "Your" refer to the individual or entity that has agreed to use the program (as defined below) in accordance with this Agreement. "Apple" refers to Apple, Inc. and its majority owned affiliates. "Device" means the compatible Apple iOS product You own or control. "Program" refers to the **Oracle Fusion Expenses** software application and any program documentation provided by Oracle and licensed to You subject to the terms and conditions of

[I Agree](#)

6. On the *Fusion Expenses* page, click on **SSO** and input the following Host URL: <https://efhc.fa.ca2.oraclecloud.com> and click **Continue**



Fusion Expenses [Continue](#)

Basic STS **SSO**

Host URL

7. Login using your UWinID and Password, click **Login**

The screenshot shows a mobile application interface for 'Fusion Expenses'. At the top, there is a back arrow and the title 'Fusion Expenses'. Below this is the University of Windsor logo and name. There are two input fields: 'UWinID' and 'Password'. A green 'Login' button is highlighted with a red border. At the bottom, there is a security notice: 'For security reasons, please remember to log out and close all windows of your web browser when you are done accessing services that require authentication.'

8. Oracle Fusion Expenses Application is now successfully installed and synced with your UWinsite Finance account.

