


workhealthlife.com – Register and login steps

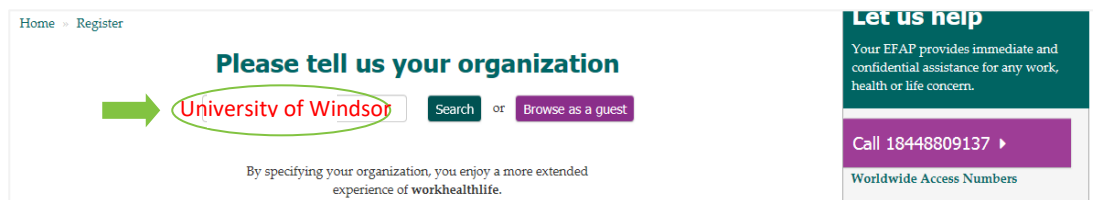
Register and login steps

Step1: Visit: <https://www.workhealthlife.com/>

Step2: Click on the “Register” button at the upper right corner. **Indicated below:**



Step3: Enter your organization name “University of Windsor” in the blank field under “Please tell us your organization”. **Example below:**



Step4: Then select your organization name that appears. **Example below:**



Step5: You will then be prompted to enter your First Name, Last Name, email address and you will choose a password. Following this, you will need to select your role within your organization, before you click on “submit” to process your registration. **Example below**

Home » Register

Users who specify their company enjoy a more extended experience of workhealthlife

Organization: **University of Windsor**

First name: *

Last name: *

Email: *

Retype email: *

Password: *

Retype password: *

Language Preference: *


Roles that apply to you

I am a manager or people leader of Morneau Shepell.

Communications:

Stay in touch with health & wellness updates, Balance newsletter, interactive events. Join now!

Required fields *



Check-off this box if you are a manager to have access to the "manager area" of the site



Download My EAP app now at your device app store or scan the QR code.

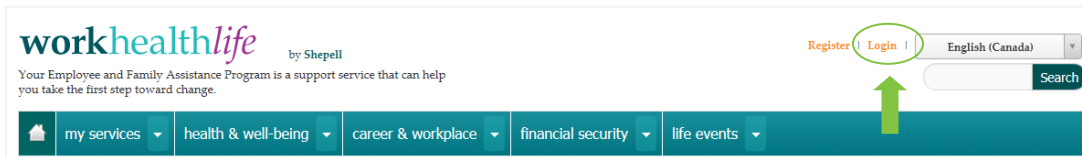


U

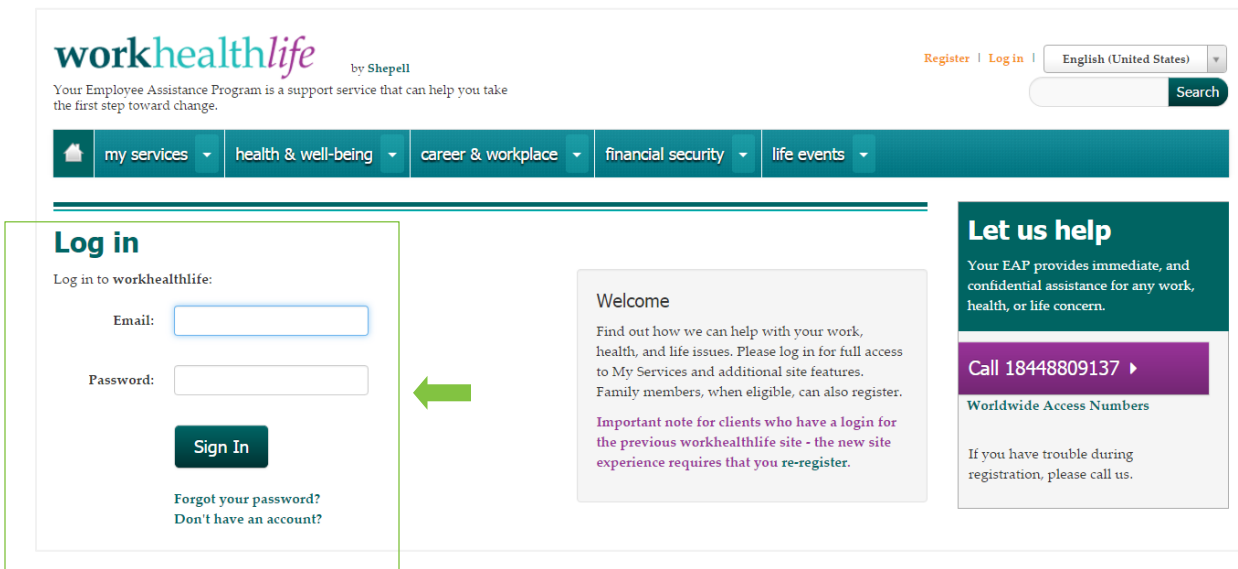
After you have registered for the site, you will have created a Profile.
Next time you visit workhealthlife.com, follow these steps to Login:

Step1: Visit: <https://www.workhealthlife.com/>

Step2: Click on the “Login” button at the upper right corner. **Indicated below:**



Step3: Enter in your email address and password before click on the “Sign In” button.



Step4: After you complete the Login steps above – you will see your home page display your user name and organization. You now have access to EFAP support services online, including First Chat, E-Counselling (contract dependant). **Note:** You do not need to login to access Online Access. **Example below:**

