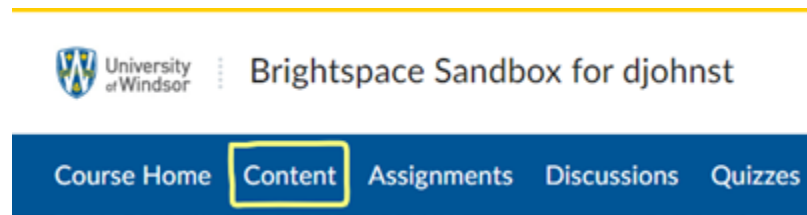


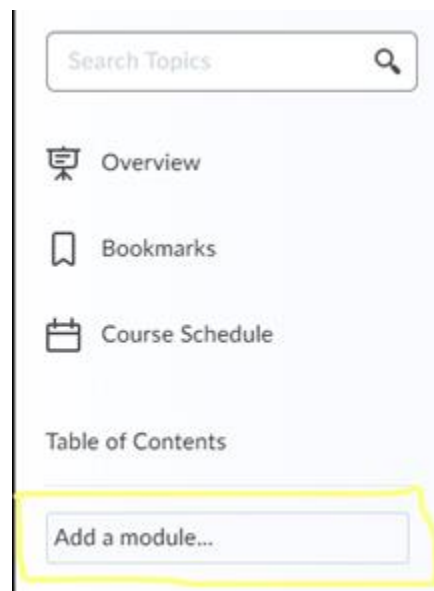
How to Quickly Connect Your Course Resource List to Brightspace (coming Winter 2022)

[\(Alternate 2 minute YouTube video option\)](#)

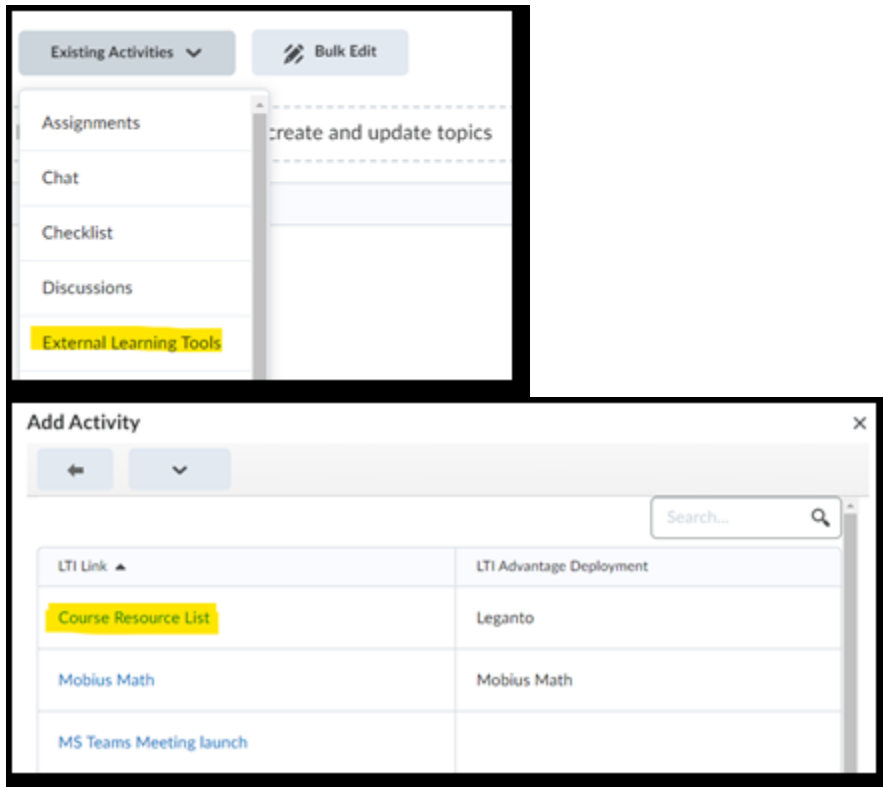
- Login to your Brightspace and go to your course site and navigate to “Content”.



- Leganto is an external learning tool which can be added to a module in your course. Create a new module by giving it a name like ‘Course Readings’ and hit enter.



- To add the Leganto as an external tool, choose the ‘Existing Activities’ drop-down menu select “External Learning Tools”. Then choose “Course Resource List” from the options.



- You now have a link to Leganto and can create and submit a readings and reserves list.

University of Windsor | Brightspace Sandbox for djohnst

Navigation icons: Grid, Mail, Chat, Bell, User Profile (Dave Johnston as Learner)

Course Home | Content | Announcements | Assignments | Discussions | Quizzes | Grades | Class Progress | Course Tools

Search Topics

Bookmarks

Course Schedule

Table of Contents ✓

Course Readings ✓

Course Readings

Print

100 % 1 of 1 topics complete

Course Resource List	External Learning Tool	✓
----------------------	------------------------	---