

## Integrating a YuJa Quiz into a D2L Brightspace Site

### Overview

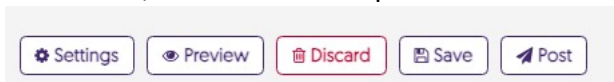
Instructors may wish to engage deeper student learning using video quizzes. Suggestions for using this tool include building a practice quiz on topics within the video to foster self-directed learning with several of YuJa Quizzes automated question types; creating additional learning options using the Reflective Pause question type; or a “choose-your-own-adventure” with the skip-to a specific spot in the quiz, or offer a point for watching the video to a certain point using the Decision Point option. More on the video question types in the YuJa Article [Understanding Video Quiz Question Types](#).

A YuJa Quiz is a good option for offering formative feedback for learning by connecting the dynamic feedback with the [“Provide Answer Right Away”](#) and [“Add Feedback to Answer”](#) options.

**IMPORTANT - We DON'T recommend using a YuJa quiz for any high or medium stakes assessments.** Please use the [Brightspace Quizzes tool](#) instead.

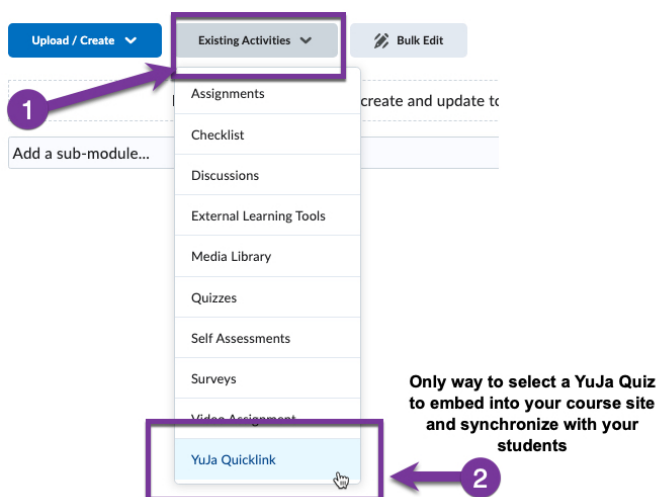
### How to Insert Quiz into Brightspace

After you have [prepared your quiz in YuJa](#) you can **Preview** it and then **Save**. To prepare quiz to insert to a course site, select the **Post** option and choose the course(s) you wish it to appear in from the list.



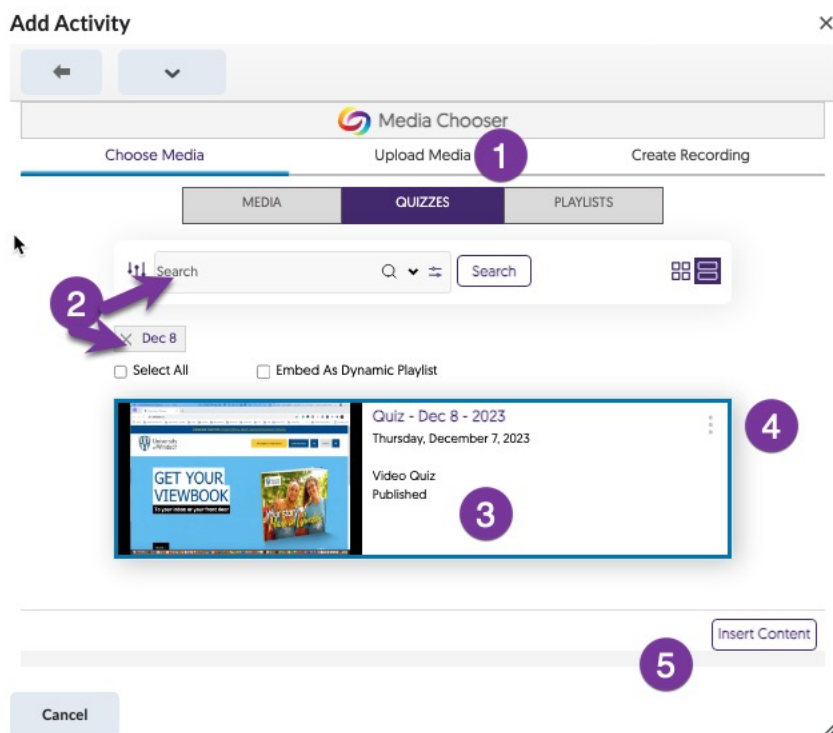
Next, you will need to activate the quiz into your Brightspace course site. This is the only location that using the YuJa Media Chooser will display available Quizzes to select. Further, this connection will synchronize your students to the YuJa platform.

1. Select **Existing Activities** menu option within the module when creating content.
2. Next, select the **YuJa Quicklink** from the drop-down menu



Once you have activated the **YuJa Quicklink** you will see in the media chooser, options to select **Media**, **Quizzes**, or **Playlists** for your course site (see image with steps below).

1. Select the **Quizzes** option
2. (Optional) add search terms to narrow down your list
3. Select your quiz from the available options
4. (Optional) Choose Publish options including **Quiz Opens** and **Quiz Closes** dates -> **Update**
5. Select **Insert Content** to save in your site.



## Grades

Using the above selection will populate automatically, an associated grading item in the **Grades** tool in **Brightspace**. The default value associated with the YuJa quiz is 100%. If you wish to adjust to points acquired directly from the quiz, select the column in the **Grades -> Manage Grades** and select the name of the new quiz from the list of Grade columns. Select the editing arrow beside the title and select **Edit** to adjust the **Maximum Points**. If you wish the quiz to only be a formative assessment with no points assigned to it, set the **Weight** of the column to 0% so it won't be included in the final grade calculation for the course.

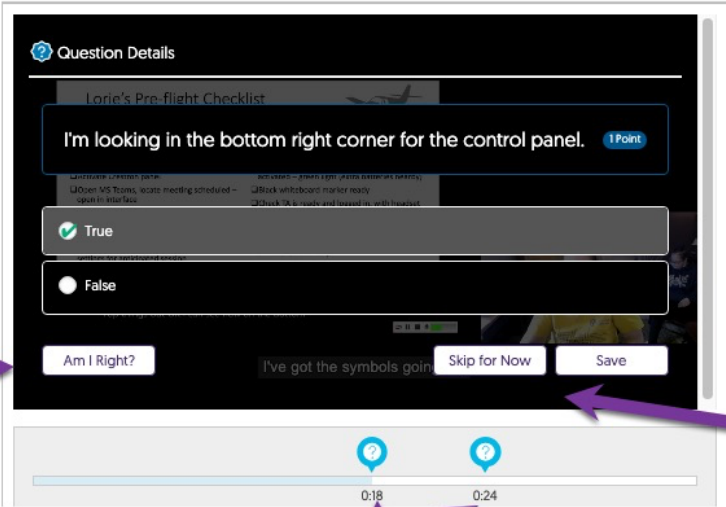
## Student View

Students will access the quiz from their Brightspace module where it has been deployed. If the **Provide Answer Right Away** option has been enabled, students will have option to check if their answer is correct after they have entered it. Also, students can select **Skip for Now** or **Save** their response.

Office of Open Learning, <http://www.uwindsor.ca/openlearning>

Email: [ooltech@uwindsor.ca](mailto:ooltech@uwindsor.ca)

Prepared December 7, 2023, Adapted from <https://elearn.ucalgary.ca/how-to-create-a-quiz-on-yuja/>



**Instant feedback on Correct / Incorrect question if "Provide Answer Right Away" has been checked in Video Quiz Settings**

**Option to skip and return to question before submitting or Save response and move on**

**Questions inserted along video timeline**

Prompt for student when selecting the **Am I Right?** Option

Confirm ✕

---

Are you sure you would like to check your answer? After clicking Confirm, you will not be able to change your response.


---

Cancel
Confirm

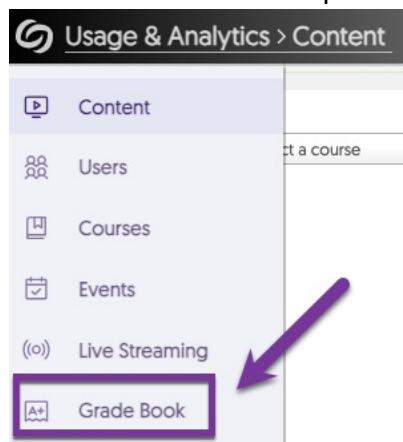
If students skip a question, they will not be able to submit until they navigate back to the missed question. Once all questions are answered, they will see a **Submit** button to complete.

### Manual Grading of Short Answer Questions

If you need to grade the results of a **Short Answer** question, then you will return to the YuJa interface and select in the top right corner of the screen, the **Usage & Analytics** option from the Main Menu grid icon (see image below).

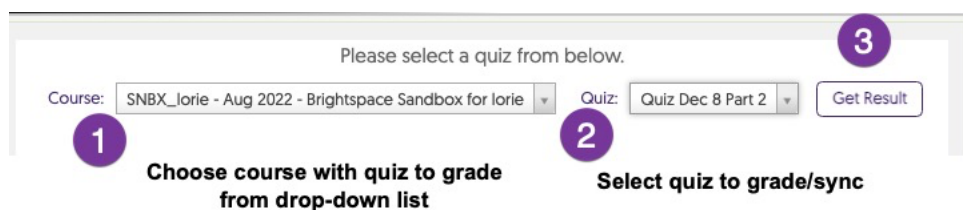


Select the **Grade Book** option from the left menu.



Select the course and quiz to access results to grade or sync to Brightspace (see image below).

1. Choose **Course** with quiz
2. Select **Quiz**
3. Select **Get Result**



Once quiz is selected you can activate grading the manual questions by selecting student(s) and selecting the question that is not auto-graded (see image next page).

1. Select short answer question that needs grading.
2. Activate that question which opens panel with grading options for that question.
3. Once complete, select the **Sync Gradebook** drop-down to sync individual student or class of students to Brightspace Grades.

Please select a quiz from below.

Course:  Quiz:

**GradeBook**    Student Breakdown    Question Breakdown

**3**  →

GradeBook

Filter:

Student	Score	Q #1	Q #2
<input type="checkbox"/> Learner Lorie	50%	<input type="button" value="1"/> <input type="button" value="2"/>	<input type="button" value="3"/> <input type="button" value="4"/>
Attempt #1	50%	<input type="button" value="1"/> <input type="button" value="2"/>	<input type="button" value="3"/> <input type="button" value="4"/>

**1** **2**

Note: Instructors cannot currently delete a quiz or individual questions from YuJa. They can only create a new version of a quiz to reuse that video.

If you need more assistance with this tool, contact the Office of Open Learning at [ooltech@uwindsor.ca](mailto:ooltech@uwindsor.ca)