

2021 FALL SEMESTER



GUIDE TO ONLINE REGISTRATION

WWW.ELDERCOLLEGE.CA

SO, YOU WANT TO REGISTER ONLINE!

This guide is carefully designed to walk you through our online registration process, step by step!

The **online Registration system** opens up promptly **8:00am** on the day registration starts.

Registration over the phone begins at 8:00am. You can call anytime before 8:00am on the day of Registration to put yourself “in line” by leaving us a message; we will be returning phone calls in the order that they are received.

When you call, just leave us your name and phone number.
You do not need to leave your course list or payment information in the message,
we will call you back for that!

Once you’ve left your message, you do not need to keep trying the line.
We will call everyone back ASAP!

We are **not accepting in-person registrations** at this time.

BEFORE YOU BEGIN...

Before you begin the online registration process, you will need to get a few things ready!

Here's what you'll need:

1. The list of courses you want to take
2. An active VISA or MASTERCARD in your name. **You cannot register online with DEBIT CARD, AMEX, VISA DEBIT, or MASTERCARD DEBIT.**
3. A valid email address

NOW FOR THE FUN STUFF!

To begin, go to www.eldercollege.ca



The screenshot shows the homepage of the Canterbury Elder College website. The top navigation bar is dark blue with the logo on the left and links for 'About Us', 'How It Works', 'Browse Courses', 'Volunteer', 'Supporters', and 'Donate' in the center. On the right side of the navigation bar are icons for a shopping cart, a user profile, and a 'Login' button, followed by a prominent orange 'New User?' button. Below the navigation bar is a grey banner with the text 'Lifelong Learning for Age 55 & Better'. The main content area features a large background image of several elderly people sitting in a classroom or meeting. Overlaid on this image is the 'CANTERBURY ElderCollege' logo, which includes a stylized leaf icon and the text 'SERVING SOUTHWESTERN ONTARIO'. Below the logo, the word 'Welcome!' is displayed in a large, bold, blue font. At the bottom of the main content area, there are two buttons: a blue button on the left that says 'Learn About Our Courses' and an orange button on the right that says 'Register for Our Courses'.

If this is your FIRST TIME registering with us select the **“New User?”** button to

CREATE A BRAND-NEW ACCOUNT

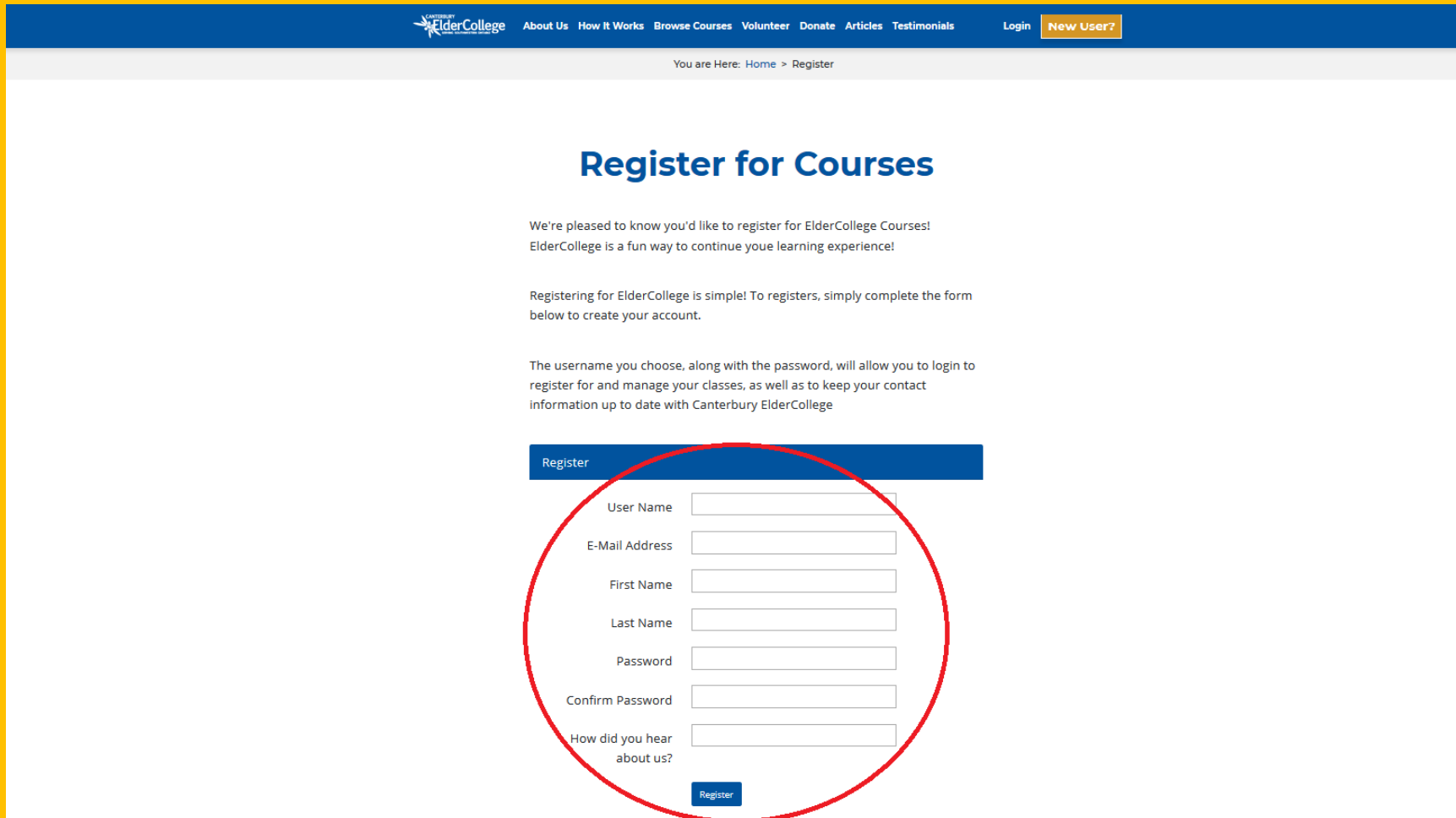


CREATE A BRAND-NEW ACCOUNT

You make-up your own User Name. It can be anything, something easy to remember.

Don't forget to **WRITE IT DOWN** because you need it and your password every time you sign in!

Fill in the rest of the form, and click on the **“Register”** button!



The screenshot shows the 'Register for Courses' page on the ElderCollege website. The page has a blue header with the logo and navigation links. Below the header is a breadcrumb trail: 'You are Here: Home > Register'. The main heading is 'Register for Courses'. The page contains three paragraphs of introductory text. At the bottom, there is a registration form with several input fields. A red circle highlights the form fields, which include: 'User Name', 'E-Mail Address', 'First Name', 'Last Name', 'Password', 'Confirm Password', and 'How did you hear about us?'. A blue 'Register' button is located at the bottom of the form.

Canterbury ElderCollege
About Us How It Works Browse Courses Volunteer Donate Articles Testimonials Login **New User?**

You are Here: Home > Register

Register for Courses

We're pleased to know you'd like to register for ElderCollege Courses!
ElderCollege is a fun way to continue youe learning experience!

Registering for ElderCollege is simple! To registers, simply complete the form below to create your account.

The username you choose, along with the password, will allow you to login to register for and manage your classes, as well as to keep your contact information up to date with Canterbury ElderCollege

Register

User Name

E-Mail Address

First Name

Last Name

Password

Confirm Password

How did you hear about us?

Register

If you have taken classes with us before and already have an account click on the **“Login”** button.


LOGIN TO AN EXISTING ACCOUNT



The screenshot shows the website's navigation bar with the following links: [About Us](#), [How It Works](#), [Browse Courses](#), [Volunteer](#), [Donate](#), [Articles](#), [Testimonials](#), [Login](#), and [New User?](#). A red arrow points to the **Login** button. Below the navigation bar is a banner with the text "Lifelong Learning for Age 55 & Better". The main content area features the Canterbury Elder College logo, the text "Welcome to our semester.", and two buttons: "Learn About Our Courses" and "Register for Our Courses".

LOGIN TO AN EXISTING ACCOUNT

Enter your User Name and Password, and click the **“Login”** button!

 [About Us](#) [How It Works](#) [Browse Courses](#) [Volunteer](#) [Donate](#) [Articles](#) [Testimonials](#) [Login](#) [New User?](#)

You are Here: [Home](#) > [Login](#)

Login



User Name

Password

Remember Me

[Forgot Your Password?](#)

Not registered yet?



COME ON IN!

You're in! Now, what do you want to do?

[About Us](#)[How It Works](#)[Browse Courses](#)[Volunteer](#)[Donate](#)[Articles](#)[Testimonials](#)[My Account](#)[Logout](#)

Welcome, Test

Welcome to Canterbury College's ElderCollege Online Registration System. This is your personal home page. You'll see this page each time you log into this system.

What would you like to do today?

[Browse Courses](#)[View my Schedule](#)[Update my Profile](#)

COME ON IN!

To browse and register, click either of the **“Browse Courses”** buttons.
To view courses you already registered for this semester, click the **“View My Schedule”** button.
To change your profile or contact information, click the **“Update my Profile”** button.

[About Us](#)[How It Works](#)[Browse Courses](#)[Volunteer](#)[Donate](#)[Articles](#)[Testimonials](#)[My Account](#)[Logout](#)

Welcome, Test

Welcome to Canterbury College's ElderCollege Online Registration System. This is your personal home page. You'll see this page each time you log into this system.

What would you like to do today?

[Browse Courses](#)[View my Schedule](#)[Update my Profile](#)

TAKE A LOOK AROUND...

On the Browse Courses page, scroll down to see the complete list of courses.

OR click the **“Search for a course”** button and choose one of the fields to search.

Browse Courses

Browse our current course offerings below, or [download to view offline.](#)

Canterbury ElderCollege Membership Fee

Please note that Canterbury ElderCollege charges a \$15 annual membership fee to register for courses. If you haven't already paid for this year, the membership fee will be added to your cart at checkout. This fee will allow you to take courses for two subsequent semesters at Canterbury ElderCollege.

Browse Courses Below [Scroll Down](#)

[Search for a course](#) [Click to Search](#)

Show entries

Course Name	Instructor	Campus	Start	End
-------------	------------	--------	-------	-----

This screenshot shows the 'Browse Courses' page with several annotations. A red box labeled 'Scroll Down' with a downward arrow points to the 'Browse Courses Below' section. A purple box labeled 'Click to Search' with a downward arrow points to the 'Search for a course' button. A purple arrow points from the search button towards the right-hand screenshot.

Browse our current course offerings below, or [download to view offline.](#)

Canterbury ElderCollege Membership Fee

Please note that Canterbury ElderCollege charges a \$15 annual membership fee to register for courses. If you haven't already paid for this year, the membership fee will be added to your cart at checkout. This fee will allow you to take courses for two subsequent semesters at Canterbury ElderCollege.

Browse Courses Below [Hide search options](#)

You can browse all classes, or to filter the listing use the filter options below base on subject, location, or instructor. You can also find courses that are included in our Buffet Pricing as well as by start and end date. Click "Search" to apply your filter. Click "Reset Search" to return to the full course listing.

Course Name:

Subject:

Instructor:

Start After Date:

End Before Date:

[Search](#) [Reset](#)

Show entries

Course Name	Instructor	Campus	Start	End
-------------	------------	--------	-------	-----

This screenshot shows the search interface on the 'Browse Courses Below' page. It includes a 'Hide search options' button, a paragraph of instructions, and several search filters: Course Name (text input), Subject (dropdown menu), Instructor (text input), Start After Date (calendar icon), and End Before Date (calendar icon). There are 'Search' and 'Reset' buttons. A purple arrow from the left-hand screenshot points to the search filters.

TAKE A LOOK AROUND...

Click the **“View Course”** button if you would like to see more information about a course!

Browse Courses Below Search for a course

Show entries

Course Name	Instructor	Campus	Start	End		
1905 - The First Transcontinental Automobile Race	Veronica Brown		05-31-21	05-31-21	View Course	Add to Cart
A Spark of Art: AGW - Session#1 on Thurs. May 20	Alice Welsh & Suela Prendi		05-20-21	05-20-21	View Course	Add to Cart
A Spark of Art: AGW - Session#2 on Tues. May 25	Alice Welsh & Suela Prendi		05-25-21	05-25-21	View Course	Add to Cart
A Spark of Art: AGW - Session#3 on Thurs. June 3	Alice Welsh & Suela Prendi		06-03-21	06-03-21	View Course	Add to Cart
A Spark of Art: AGW - Session#4 on Thurs. June 10	Alice Welsh & Suela Prendi		06-10-21	06-10-21	View Course	Add to Cart
A Spark of Art: AGW - Session#5 on Tues. June 15	Alice Welsh & Suela Prendi		06-15-21	06-15-21	View Course	Add to Cart

TAKE A LOOK AROUND...

Take a look at the course information, and if that's the one you want, scroll to the bottom and click the **“Register for this Course”** button!

Step 1: Select a Course

Step 2: Review Course Selection

Step 3: Pay for Course

Course Details

911 EMS Response

Back by popular demand! Have you heard of a LUCAS or a LIFEPAK 15? How can someone be moved with a Dody-belt or a mega mover? Should I learn CPR, and would I be able to use a PAD (Public Access Defibrillator)? Is it safe to be carried out of a house on a stair chair? What other equipment is in an Ambulance, what is it used for and what medications do Paramedics have? One of the most frightening and stressful times in life is having to call 911 for a medical emergency for yourself or a loved one. When should someone call 911 for an ambulance? Come out for an informative session and learn what skills and equipment your local paramedics use to treat patients in the prehospital environment.

Instructor: Michele Taylor

Course Manager: Esther Meerschaut

BIO NOTE: Michele is an Advanced Care Paramedic, proudly serving communities in Windsor and Essex County for 29 years. She is an advocate for the mental wellness of paramedics, serving as co-chair of the Essex Windsor EMS Peer Support Team, Mental Health Exposure Training provider and Master Trainer in R2MR (Road to Mental Readiness). Michele is also proud to be a member of the 4th Watch Honour Guard and Provincial Review Team.

Course Info

Class ID	00000054
Course Name	911 EMS Response
Course Status	Open
suggestedCost	25
buffet	true
specialNotice	false

Instructors

Primary Instructor

Michele Taylor

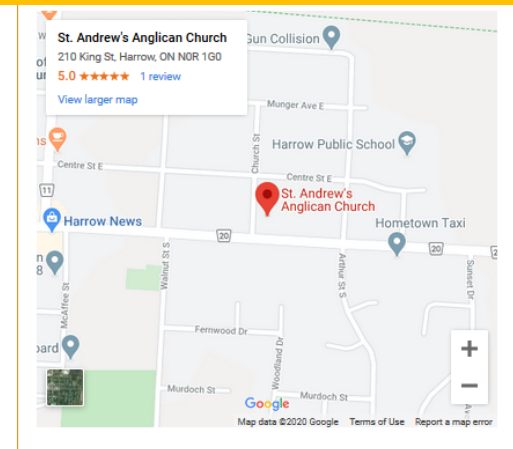
Assistant(s)

Esther Meerschaut

Email

laura@uwindsor.ca

Fax



Schedule

Date	Start Time	End Time
2020-04-21	01:00 PM	03:00 PM

February 2020

today < >

Sun	Mon	Tue	Wed	Thu	Fri	Sat
26	27	28	29	30	31	1
2	3	4	5	6	7	8
9	10	11	12	13	14	15
16	17	18	19	20	21	22
23	24	25	26	27	28	29

TAKE A LOOK AROUND...

If you know exactly what you are looking for, find your courses and click **“Add to Cart”** button.

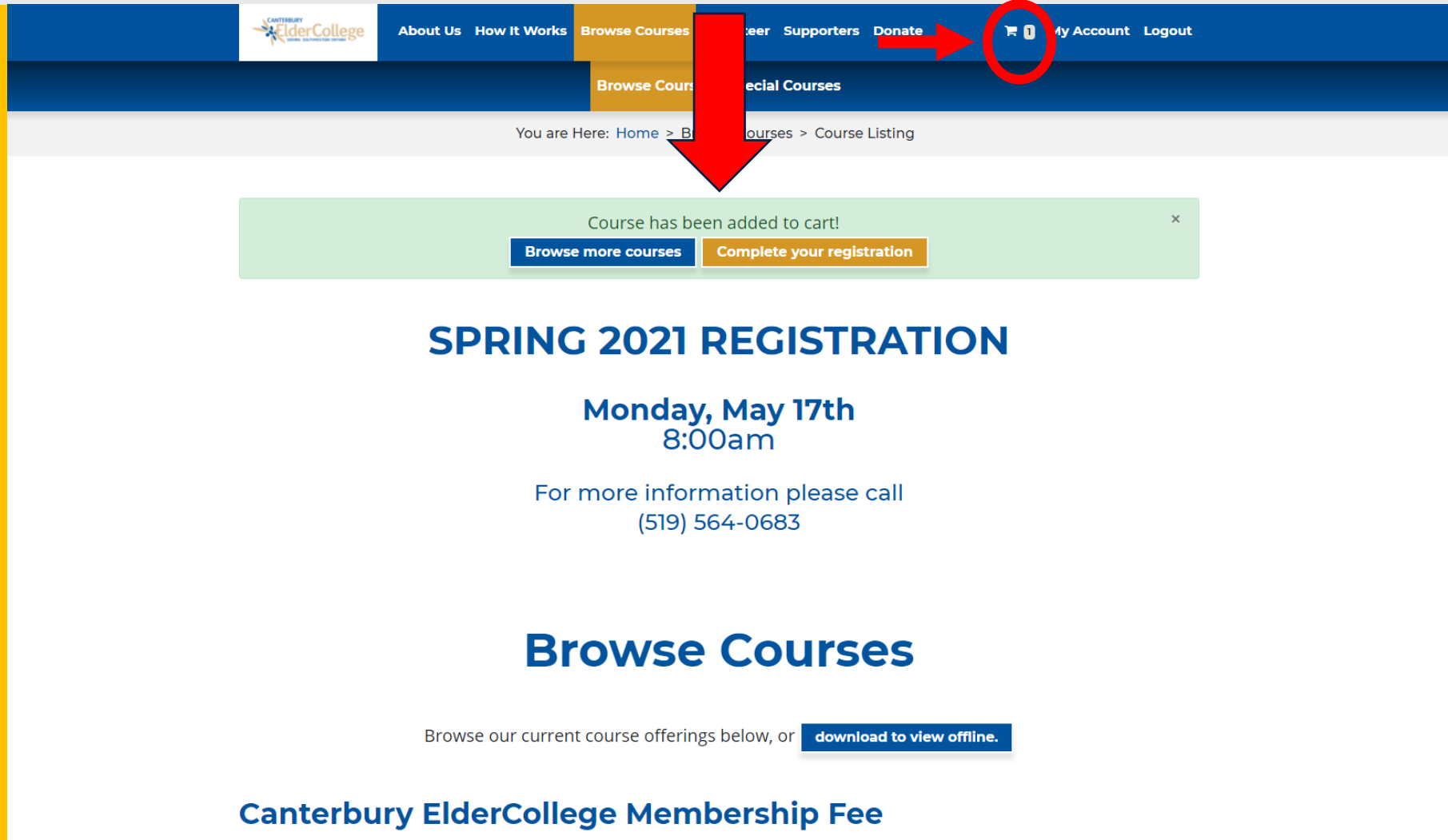
Browse Courses Below Search for a course

Show entries

Course Name	Instructor	Campus	Start	End		
1905 - The First Transcontinental Automobile Race	Veronica Brown		05-31-21	05-31-21	View Course	Add to Cart
A Spark of Art: AGW - Session#1 on Thurs. May 20	Alice Welsh & Suela Prendi		05-20-21	05-20-21	View Course	Add to Cart
A Spark of Art: AGW - Session#2 on Tues. May 25	Alice Welsh & Suela Prendi		05-25-21	05-25-21	View Course	Add to Cart
A Spark of Art: AGW - Session#3 on Thurs. June 3	Alice Welsh & Suela Prendi		06-03-21	06-03-21	View Course	Add to Cart
A Spark of Art: AGW - Session#4 on Thurs. June 10	Alice Welsh & Suela Prendi		06-10-21	06-10-21	View Course	Add to Cart
A Spark of Art: AGW - Session#5 on Tues. June 15	Alice Welsh & Suela Prendi		06-15-21	06-15-21	View Course	Add to Cart

WHAT'S NEXT?

Every time you click **“Add to Cart”** you will be shown a green *“Course has been added to cart!”* message. You will also see your *“Shopping Cart”* icon has a number beside it showing how many courses you have added.



The screenshot shows the website's navigation bar with the Canterbury ElderCollege logo and links for About Us, How It Works, Browse Courses, Volunteer, Supporters, and Donate. A red arrow points to the Shopping Cart icon, which has a number '1' next to it. Below the navigation bar, a breadcrumb trail reads 'You are Here: Home > Browse Courses > Course Listing'. A green confirmation message states 'Course has been added to cart!' with a close button (x) and two buttons: 'Browse more courses' and 'Complete your registration'. The main content area features the heading 'SPRING 2021 REGISTRATION' followed by the date and time 'Monday, May 17th 8:00am'. Below this, it says 'For more information please call (519) 564-0683'. A large blue button labeled 'Browse Courses' is prominently displayed. At the bottom, there is a link to 'download to view offline.' and a section titled 'Canterbury ElderCollege Membership Fee'.

Course has been added to cart! ×

[Browse more courses](#) [Complete your registration](#)

SPRING 2021 REGISTRATION

Monday, May 17th
8:00am

For more information please call
(519) 564-0683

Browse Courses

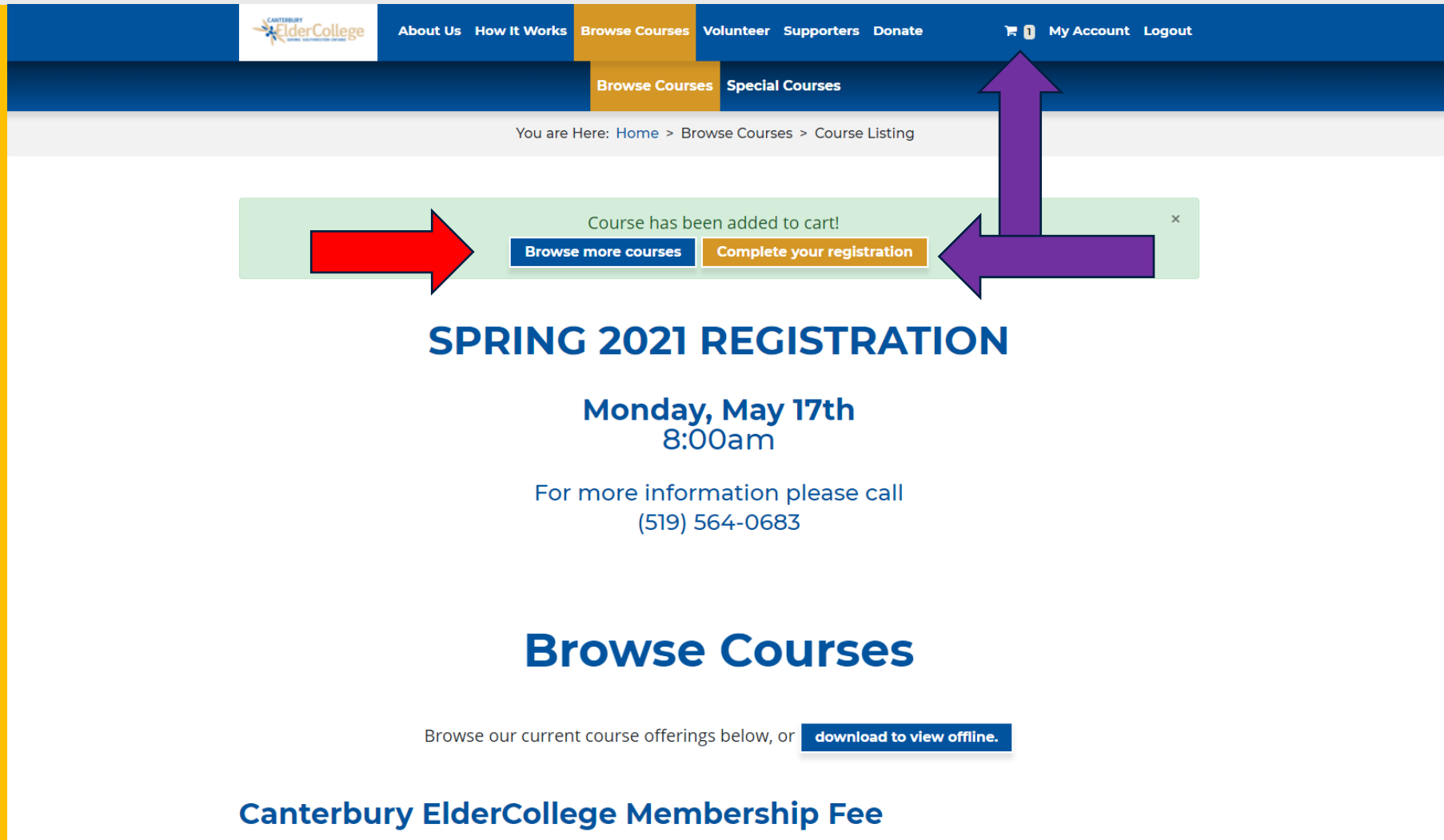
Browse our current course offerings below, or [download to view offline.](#)

Canterbury ElderCollege Membership Fee

WHAT'S NEXT?

Now you can add more courses by clicking on the **“Browse More Courses”** button

When you are done you can click on the **“Complete Your Registration”** button or click on the *“shopping cart”* icon.



The screenshot shows the website's navigation menu with options: About Us, How It Works, Browse Courses, Volunteer, Supporters, Donate, My Account, and Logout. A secondary menu includes Browse Courses and Special Courses. A breadcrumb trail reads: You are Here: Home > Browse Courses > Course Listing. A green confirmation message states: Course has been added to cart! Below this message are two buttons: Browse more courses (with a red arrow pointing to it) and Complete your registration (with a purple arrow pointing to it). The shopping cart icon in the top right is also highlighted with a purple arrow.

SPRING 2021 REGISTRATION

Monday, May 17th
8:00am

For more information please call
(519) 564-0683

Browse Courses

Browse our current course offerings below, or [download to view offline.](#)

Canterbury ElderCollege Membership Fee

WHAT'S NEXT?

Is that all for today? You'll see your total cost on the right side.
Click **PROCEED TO CHECKOUT** to process payment.

The screenshot displays the 'Catherine Fettes's Shopping Cart' page. The navigation bar includes links for 'About Us', 'How It Works', 'Browse Courses', 'Volunteer', 'Supporters', 'Donate', 'My Account', and 'Logout'. The breadcrumb trail indicates the user is at 'Home > Browse Courses > Cart'. The cart table lists one item: '1905 - The First Transcontinental Automobile Race' with a start and end date of 05-31-21 and a price of \$25.00. To the right, a summary table shows the total cost of \$28.25, including a tax of \$3.25. A red arrow points to the 'Total' value, and a red circle highlights the 'Proceed to Checkout' button below it.

Course	Start	End	Price	Materials
1905 - The First Transcontinental Automobile Race	05-31-21	05-31-21	\$25	\$0

Course Cost	25.00
Course Materials	0.00
Tax	3.25
Total	28.25

If you have one, add a promotional discount code below.
Promo Code

YOU ROCK!

You should receive a confirmation email almost instantly to confirm your enrollment.

You will also receive email receipts for all registrations/payments processed online!

If you have difficulty at any point in the registration process, please feel welcome to call **519-253-3000 x4901**

We hope you found this resource helpful and wish you luck in the wonderful world of online registration! We also welcome any feedback you can suggest to make this guide as user-friendly as possible!

Thank you!!