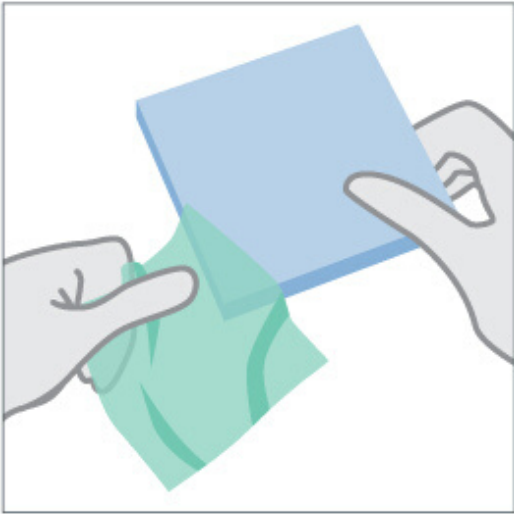
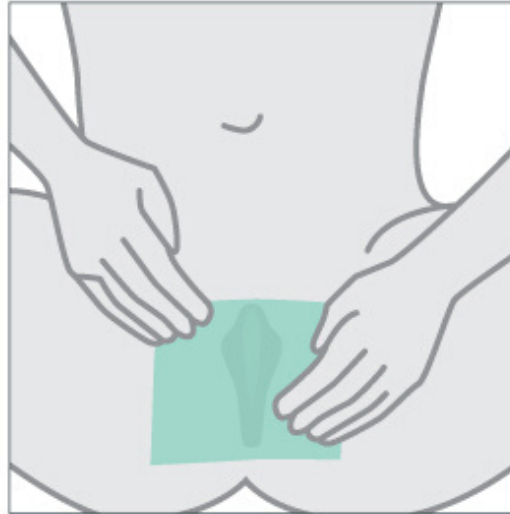


How to Use a Dental Dam



Carefully open dental dam and remove from package.



Place dental dam flat to cover vaginal opening or anus.



Throw away used dental dam in trash.

DO use a new latex or polyurethane dental dam every time you have oral sex.

DO make sure there are no tears or defects.

DO put on before starting oral sex and keep it on until finished.

DO use water-based or silicone-based lubricant to prevent breakage.

DON'T reuse a dental dam.

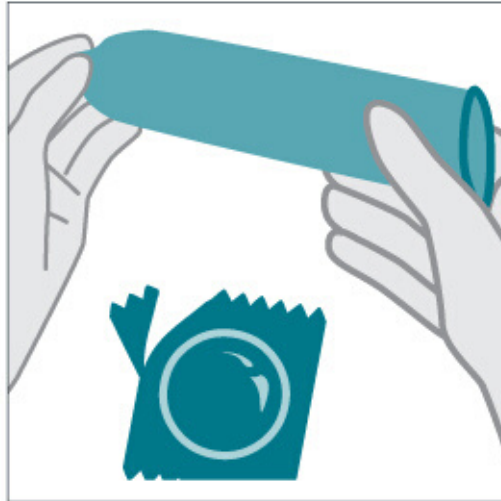
DON'T stretch a dental dam.

DON'T use oil-based products like baby oil, lotion, petroleum jelly, or cooking oil because they will cause the dental dam to break.

How to Make a Dental Dam Out of a Condom

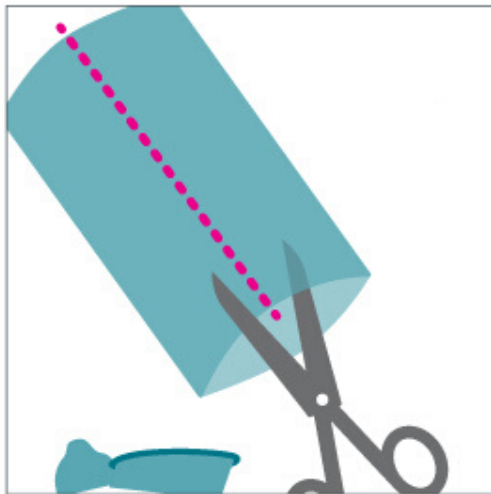
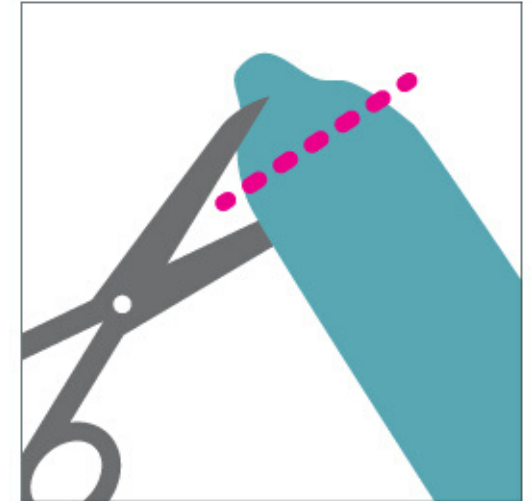
Step 1:

Carefully open package, remove condom, and unroll.



Step 2:

Cut off the tip of the condom.



Step 3:

Cut down one side of condom.



Step 4:

Lay flat to cover vaginal opening or anus.