



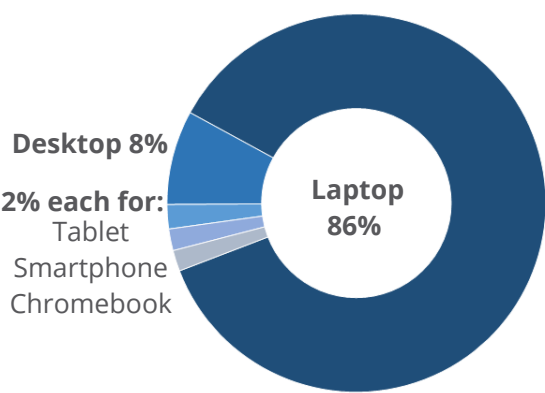
STUDENT PREPAREDNESS SURVEY RESULTS



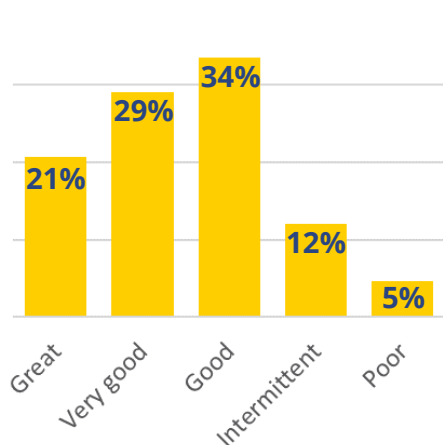
University of Windsor

Access to Technology

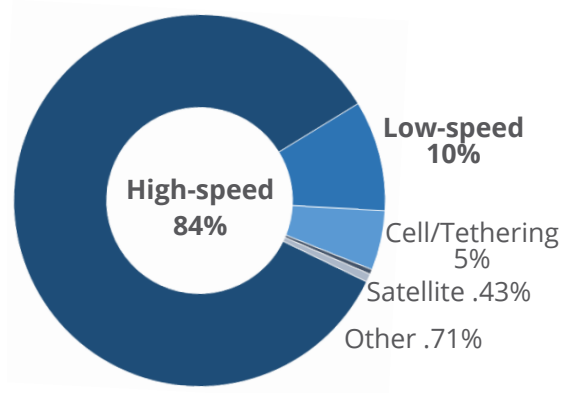
Primary Device



Internet Reliability



Internet Speed



Microphone




83%

Webcam



79%

Speakers




74%

Camera



59%

Video Camera




44%

Printer



74%

Scanner

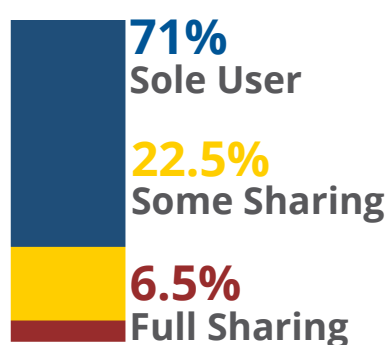


55%

Device Access

- 93% Laptop
- 52% Smartphone
- 17% Desktop
- 15% Tablet
- 3% Chromebook

Device Sharing



Time (per day) for Coursework



- > 6 hrs 84%
- 4-6 hrs 9%
- 2-4 hrs 5%
- 0-2 hrs 2%

Experience & Preferences

Experience taking an Online Course

- None 49%
- One 22%
- Multiple 29%

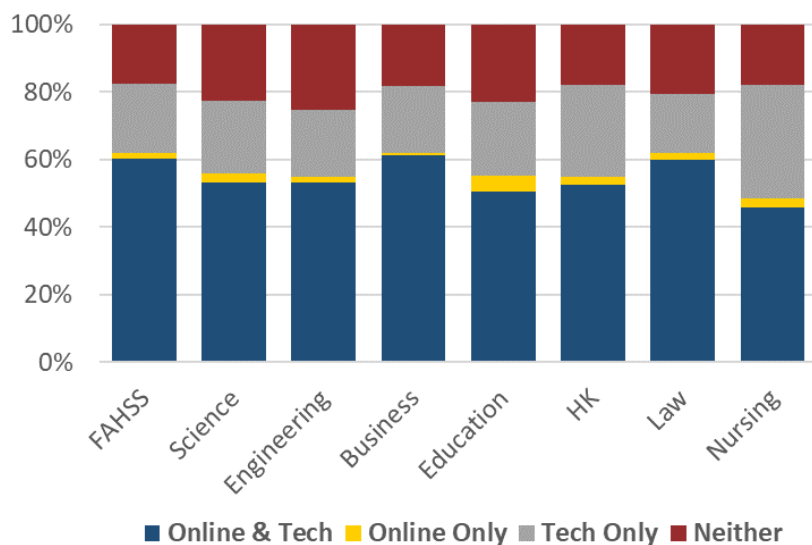


77% comfortable with technology

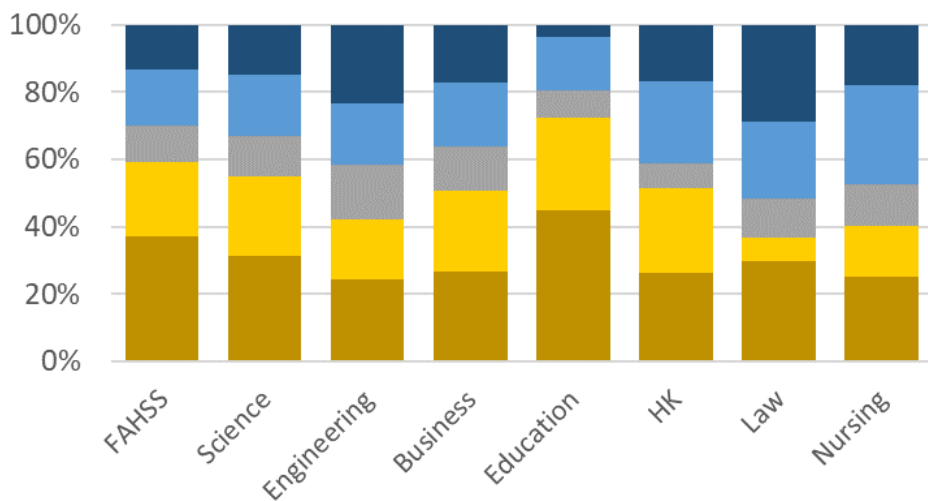


58% comfortable with online learning

Comfort with Online Learning



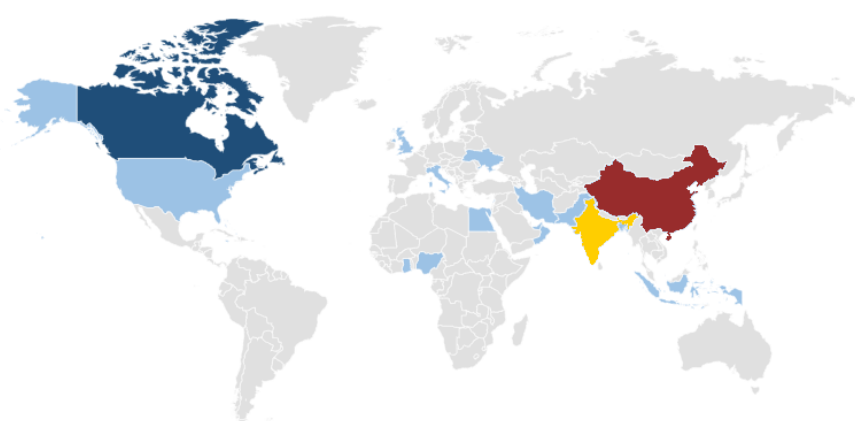
Preferred Teaching Approach



- 35% Synchronous
- 12% No Preference
- 53% Asynchronous

Student Locations in Fall

- 89% Canada
- 87% Eastern Timezone
- 6% Indian Standard Timezone
- 1.4% Chinese Standard Timezone



1,407 University of Windsor students completed a survey on their access to technology and preparedness for online learning in Fall 2020. This data should be interpreted with caution, since those with less reliable access to technology and internet may not have been able to complete the survey.